

Food Allergy Action Plan

Emergency Care Plan

Place
Student's
Picture
Here

Name: _____ D.O.B.: ____ / ____ / ____

Allergy to: _____

Weight: _____ lbs. Asthma: ☐ Yes (higher risk for a severe reaction) ☐ No

Extremely reactive to the following foods: _____

THEREFORE:

- ☐ If checked, give epinephrine immediately for ANY symptoms if the allergen was *likely* eaten.
- ☐ If checked, give epinephrine immediately if the allergen was *definitely* eaten, even if no symptoms are noted.

Any SEVERE SYMPTOMS after suspected or known ingestion:

One or more of the following:

- LUNG: Short of breath, wheeze, repetitive cough
- HEART: Pale, blue, faint, weak pulse, dizzy, confused
- THROAT: Tight, hoarse, trouble breathing/swallowing
- MOUTH: Obstructive swelling (tongue and/or lips)
- SKIN: Many hives over body

Or **combination** of symptoms from different body areas:

- SKIN: Hives, itchy rashes, swelling (e.g., eyes, lips)
- GUT: Vomiting, diarrhea, crampy pain



1. INJECT EPINEPHRINE IMMEDIATELY

2. Call 911
3. Begin monitoring (see box below)
4. Give additional medications:*

 - Antihistamine
 - Inhaler (bronchodilator) if asthma

*Antihistamines & inhalers/bronchodilators are not to be depended upon to treat a severe reaction (anaphylaxis). USE EPINEPHRINE.

MILD SYMPTOMS ONLY:

- MOUTH: Itchy mouth
- SKIN: A few hives around mouth/face, mild itch
- GUT: Mild nausea/discomfort



1. GIVE ANTIHISTAMINE

2. Stay with student; alert healthcare professionals and parent
3. If symptoms progress (see above), USE EPINEPHRINE
4. Begin monitoring (see box below)

Medications/Doses

Epinephrine (brand and dose): _____

Antihistamine (brand and dose): _____

Other (e.g., inhaler-bronchodilator if asthmatic): _____

Monitoring

Stay with student; alert healthcare professionals and parent. Tell rescue squad epinephrine was given; request an ambulance with epinephrine. Note time when epinephrine was administered. A second dose of epinephrine can be given 5 minutes or more after the first if symptoms persist or recur. For a severe reaction, consider keeping student lying on back with legs raised. Treat student even if parents cannot be reached. See back/attached for auto-injection technique.

Parent/Guardian Signature _____

Date _____

Physician/Healthcare Provider Signature _____

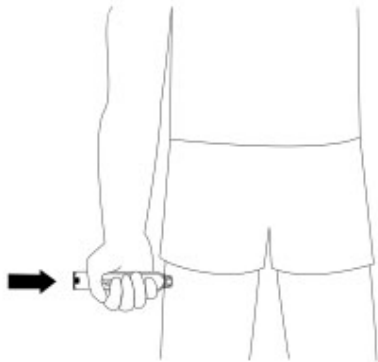
Date _____

EpiPen® (epinephrine) Auto-Injector Directions

- First, remove the EpiPen® (epinephrine) Auto-Injector from the plastic carrying case
- Pull off the blue safety release cap



- Hold orange tip near outer thigh (always apply to thigh)



- Swing and firmly push orange tip against outer thigh. Hold on thigh for approximately 10 seconds.

Remove EpiPen® (epinephrine) Auto-Injector and massage the area for 10 more seconds.

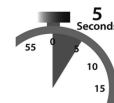
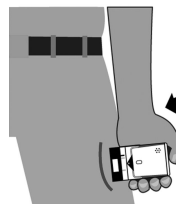
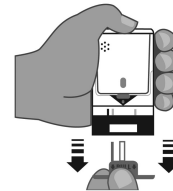


EpiPen®, EpiPen 2-Pak®, and EpiPen Jr 2-Pak® are registered trademarks of Mylan Inc. licensed exclusively to its wholly-owned subsidiary, Mylan Specialty L.P.

Auvi-Q™ (epinephrine injection, USP) Directions

Remove the outer case of Auvi-Q. This will automatically activate the voice instructions.

Pull off RED safety guard.

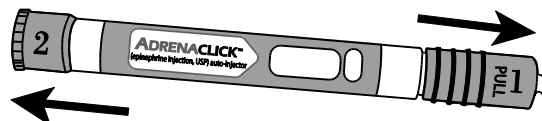


Place black end against outer thigh, then press firmly and hold for 5 seconds.

Auvi-Q™
epinephrine injection, USP
0.15 mg/0.3 mg auto-injectors

© 2002-2013 sanofi-aventis U.S. LLC. All rights reserved.

Adrenaclick® 0.3 mg and Adrenaclick® 0.15 mg Directions



Remove GREY caps labeled "1" and "2."



Place RED rounded tip against outer thigh, press down hard until needle penetrates. Hold for 10 seconds, then remove.

A food allergy response kit should contain at least two doses of epinephrine, other medications as noted by the student's physician, and a copy of this Food Allergy Action Plan.

A kit must accompany the student if he/she is off school grounds (i.e., field trip).

Contacts

Call 911 • Rescue squad: (____) ____ - ____ Doctor: _____ Phone: (____) ____ - ____
Parent/Guardian: _____ Phone: (____) ____ - ____

Other Emergency Contacts

Name/Relationship: _____ Phone: (____) ____ - ____
Name/Relationship: _____ Phone: (____) ____ - ____

Anaphylaxis Emergency Action Plan

Patient Name: _____ Age: _____

Allergies: _____

Asthma ☐ Yes (*high risk for severe reaction*) ☐ No

Additional health problems besides anaphylaxis: _____

Concurrent medications: _____

	Symptoms of Anaphylaxis
MOUTH	itching, swelling of lips and/or tongue
THROAT*	itching, tightness/closure, hoarseness
SKIN	itching, hives, redness, swelling
GUT	vomiting, diarrhea, cramps
LUNG*	shortness of breath, cough, wheeze
HEART*	weak pulse, dizziness, passing out

*Only a few symptoms may be present. Severity of symptoms can change quickly.
Some symptoms can be life-threatening. ACT FAST!

Emergency Action Steps - DO NOT HESITATE TO GIVE EPINEPHRINE!

1. Inject epinephrine in thigh using (check one): ☐ Adrenaclick (0.3 mg) ☐ Adrenaclick (0.15 mg)
☐ EpiPen Jr (0.15 mg) ☐ EpiPen (0.3 mg)
☐ Twinject (0.15 mg) ☐ Twinject (0.3 mg)

Other medication/dose/route: _____

IMPORTANT: ASTHMA INHALERS AND/OR ANTIHISTAMINES CAN'T BE DEPENDED ON IN ANAPHYLAXIS.

2. Call 911 or rescue squad (before calling contact)

3. Emergency contact #1: home _____ work _____ cell _____

Emergency contact #2: home _____ work _____ cell _____

Emergency contact #3: home _____ work _____ cell _____

Comments: _____

Doctor's Signature/Date/Phone Number

Parent's Signature (for individuals under age 18 yrs)/Date